

**Steve Sisolak**  
*Governor*



**Richard Whitley**  
*Director*

State of Nevada  
**Department of Health and  
Human Services**

---

2022-2023 Biennial Budget Presentation  
to the Governor's Finance Office

Dena Schmidt, Administrator



September 29, 2020

*Helping people. It's who we are and what we do.*



# Mission

The mission of Aging and Disability Services Division is to ensure the provision of effective supports and services to meet the needs of individuals and families, helping them lead independent, meaningful and dignified lives.





# Goals

## 1. Strong, supportive systems

- Fund and implement an integrated, high-quality, person-centered service delivery system

## 2. Access and Engagement

- Facilitate timely, responsive services to achieve person-directed goals

## 3. Meaningful Community Integration

- Increase opportunities and supports that promote social connection and enhance self-determination and personal dignity

## 4. Strengthening Other Systems to Address Barriers

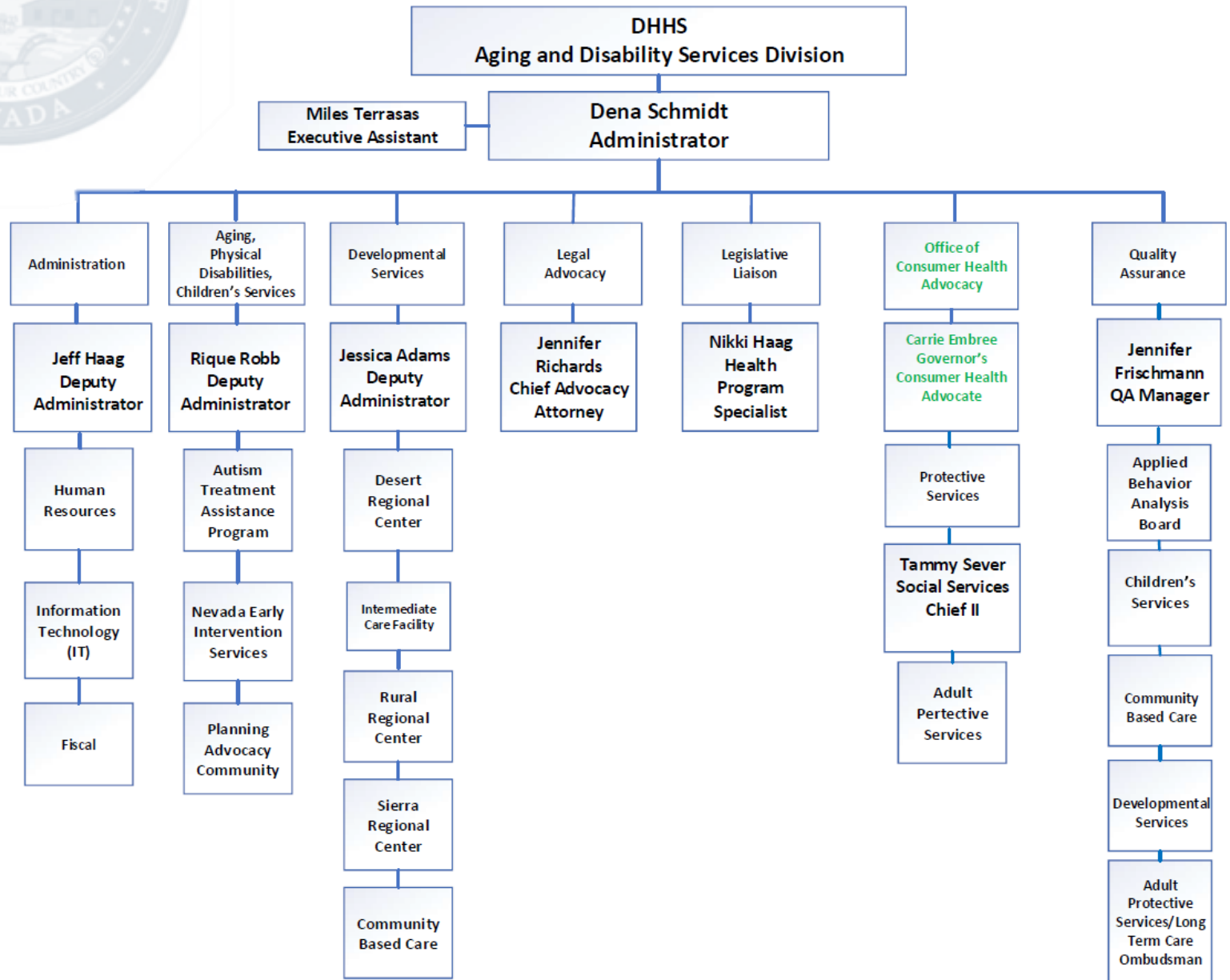
- Expand systems and supports to ensure that older adults and persons with disabilities have the opportunity to achieve optimal quality of life in the community of their choice

## 5. Accountability and Administrative Services

- Use data to drive quality improvement and decision-making regarding resource allocation and policy.
- Develop infrastructure to support Division growth



# Organizational Charts



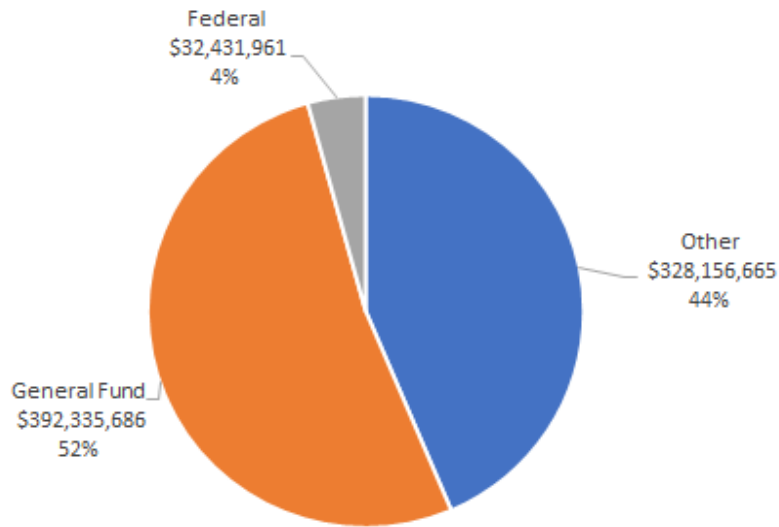
# Summary of Full Time Equivalent Positions

BA	Budget Account Name	FY 20-21 Leg. Approved	FY 22-23 Agency Request
3151	Federal Programs & Administration	86.02	93.02
3156	Senior Rx & Disability Rx	2	0
3167	Rural Regional Center	51.79	51.79
3204	Consumer Health & Protection (Transfer)	13	125.51
3206	Communication Access Services	7	7
3208	Early Intervention Services	225.39	228.39
3209	Autism Treatment Assistance Program	50	54
3266	Home & Community Based Services	297	194
3279	Desert Regional Center	395.6	416.58
3280	Sierra Regional Center	83.02	83.53
	Total	1,210.82	1,253.82



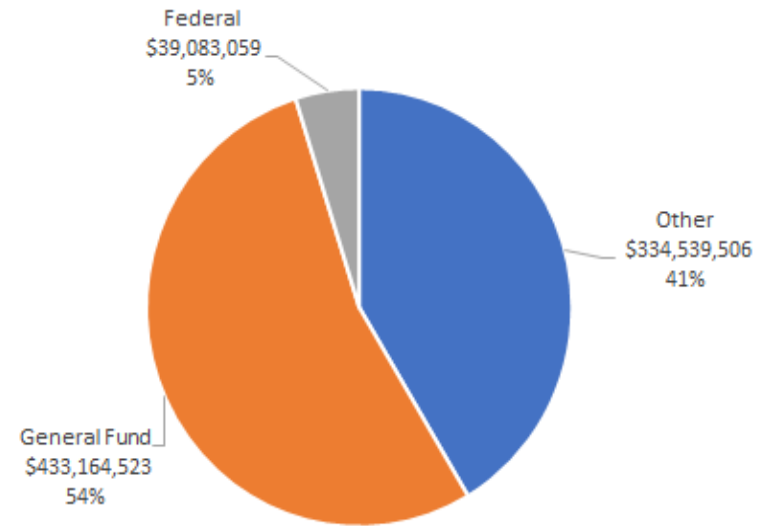
# ADSD Budgeted Funding Sources, 2020-21 and 2022-23 Biennia

### Legislative Approved 2020-21 Biennium



\$752,924,312

### Agency Request 2022-23 Biennium



\$806,787,088

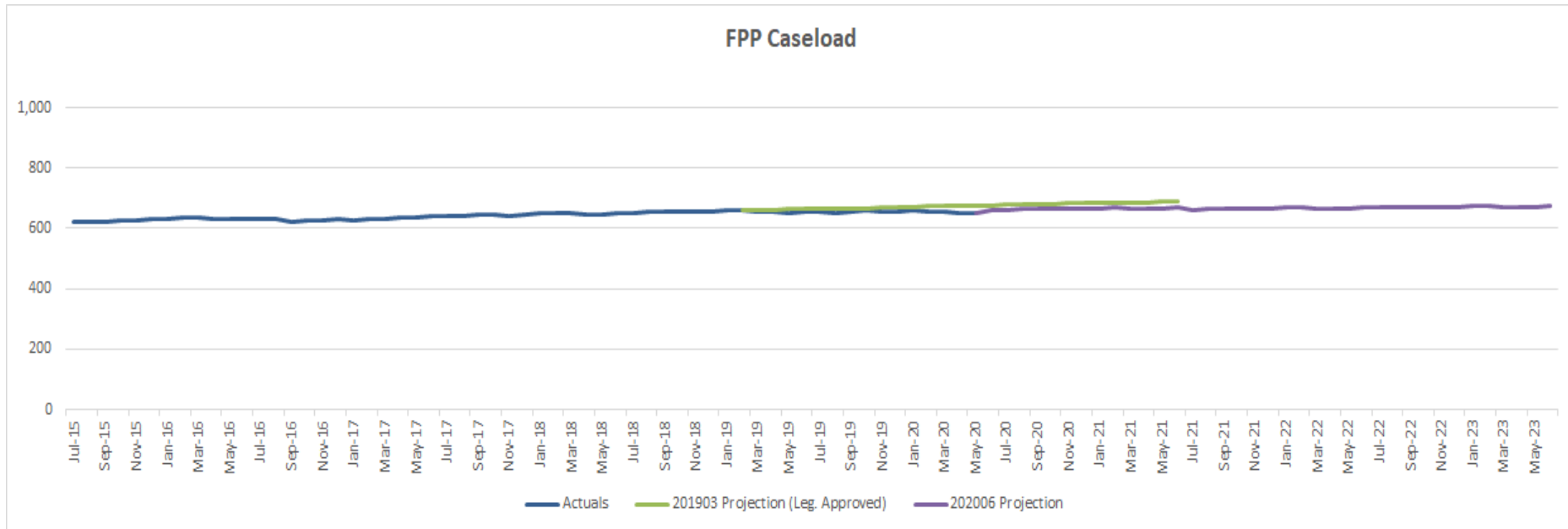
# 2022-2023 Biennium Budget Account Summary

BA	Budget Account Name	SFY 2022			SFY 2023		
		General Fund	Other Funds	Total	General Fund	Other Funds	Total
1006	Commission for Persons who are Deaf	25,000	-	25,000	25,000	-	25,000
3140	Tobacco Settlement Program	-	6,680,683	6,680,683	-	7,255,400	7,255,400
3151	Aging Federal Programs & Admin	2,175,716	8,344,869	10,520,585	2,259,593	8,680,376	10,939,969
3156	Senior Rx & Disability Rx	-	574,717	574,717	-	-	-
3166	Family Preservation Program	1,687,886	1,300,000	2,987,886	1,714,440	1,300,000	3,014,440
3167	Rural Regional Center	12,941,705	11,478,061	24,419,766	13,134,054	11,811,386	24,945,440
3204	Consumer Health & Protection (Transfer)	8,768,378	5,832,349	14,600,727	9,381,997	5,809,269	15,191,266
3206	Communication Access Services	-	4,490,199	4,490,199	-	4,388,924	4,388,924
3207	Applied Behavior Analysis	-	283,820	283,820	-	356,231	356,231
3208	Early Intervention Services	34,619,195	7,060,739	41,679,934	36,065,891	7,193,128	43,259,019
3209	Autism Treatment Assistance Program	5,837,645	3,731,370	9,569,015	6,540,983	3,762,396	10,303,379
3266	Home & Community Based Service	20,177,993	27,454,987	47,632,980	20,952,057	26,039,590	46,991,647
3279	Desert Regional Center	97,114,144	81,045,495	178,159,639	100,413,140	83,626,947	184,040,087
3280	Sierra Regional Center	29,495,468	28,621,386	58,116,854	29,834,238	29,502,418	59,336,656
	<b>TOTAL</b>	<b>212,843,130</b>	<b>186,898,675</b>	<b>399,741,805</b>	<b>220,321,393</b>	<b>189,726,165</b>	<b>410,047,558</b>





# Caseload Family Preservation Program (BA 3166)





# Caseload

- Family Preservation Program

- M151 – Caseload Increase (BA 3166)

- This request funds an increase in projected caseload for the Family Preservation Program from 652 in fiscal year 2020 to 669 in fiscal year 2021 (2.6% increase)

- SFY22 Total Cost - \$60,214                      State General Fund - \$60,214
- SFY23 Total Cost - \$60,214                      State General Fund - \$60,214

- M201 – Caseload Decrease (BA 3166)

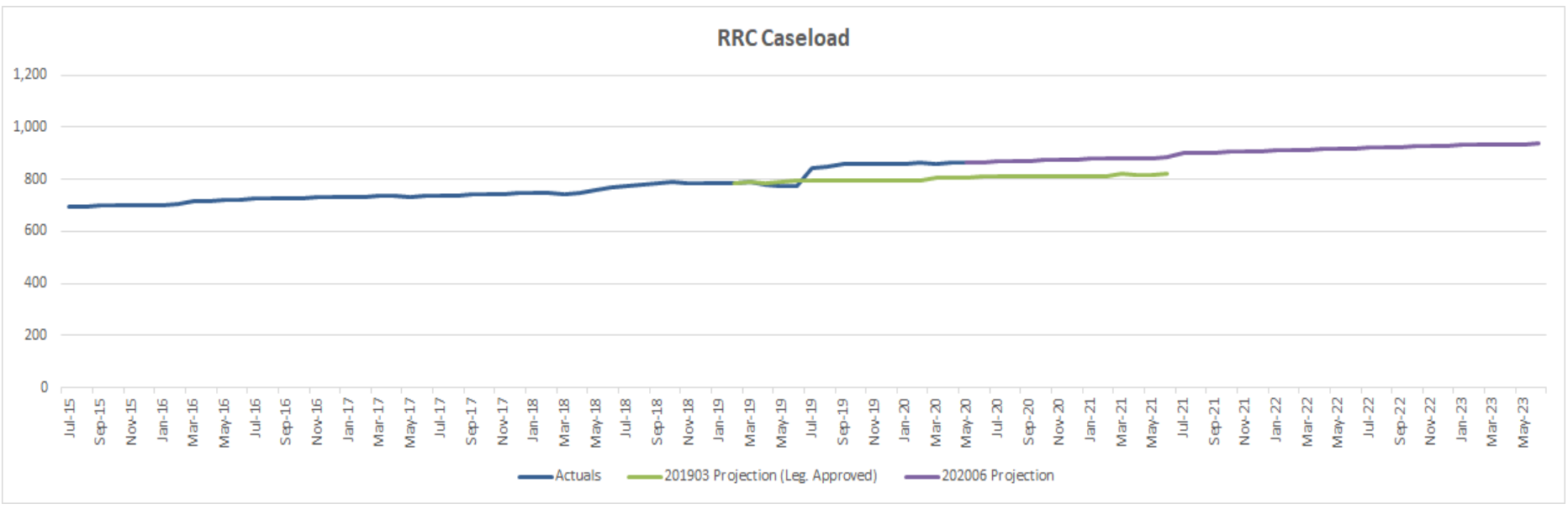
- This request adjusts funding for a projected caseload for the Family Preservation program from 669 in fiscal year 2021 to 668 in fiscal year 2022 (0.1% decrease) and 674 in fiscal year 2023 (0.8% increase)

- SFY22 Total Cost - ~~\$(14,586)~~                      State General Fund - ~~\$(14,586)~~
- SFY23 Total Cost - \$11,968                      State General Fund - \$11,968





# Caseload Rural Regional Center (BA 3167)



# Caseload

- Rural Regional Center

- M200 – Caseload increase to 2021 (BA 3167)

- This request funds an increase in projected caseload for Rural Regional Center from 866 in fiscal year 2020 to 883 in fiscal year 2021 (2.0% increase)

- SFY22 Total Cost - \$2,369,700      State General Fund - \$1,112,615

- SFY23 Total Cost - \$2,369,700      State General Fund - \$1,097,533

- M201 – Caseload Increase (BA 3167)

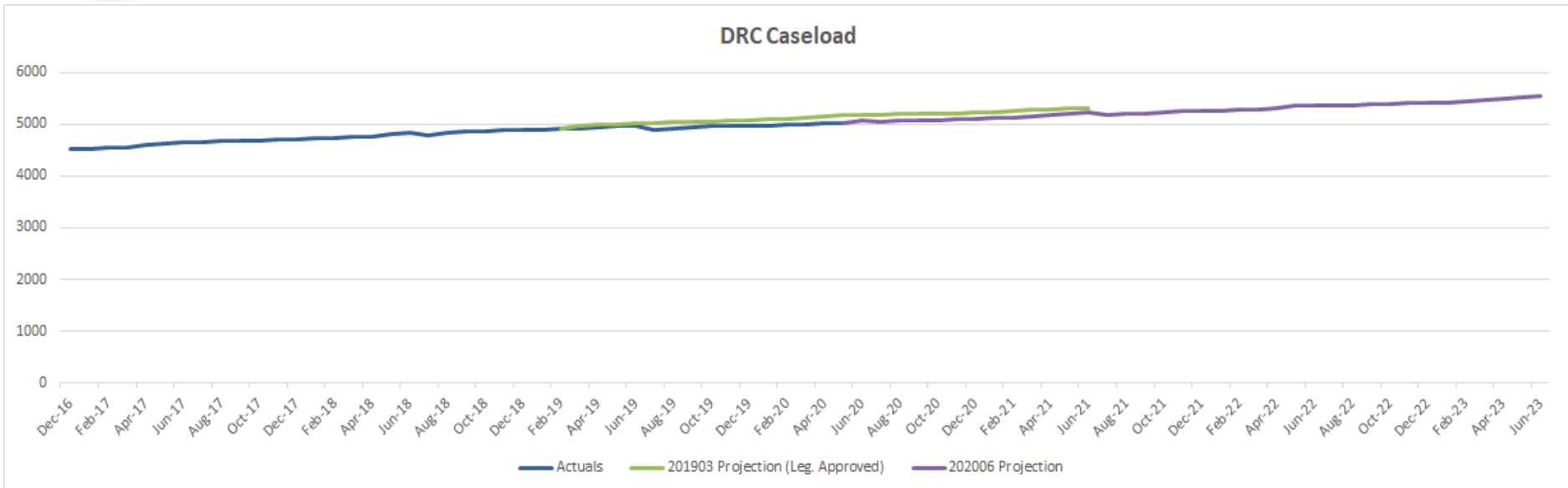
- This request funds an increase in projected Rural Regional Center Developmental Services caseload from 883 in fiscal year 2021 to 918 in fiscal year 2022 (4.0% increase) and 936 in fiscal year 2023 (6.0% increase)

- SFY22 Total Cost - \$701,602      State General Fund - \$329,484

- SFY23 Total Cost - \$1,088,492      State General Fund - \$504,666



# Caseload Desert Regional Center (BA 3279)



# Caseload

- Desert Regional Center

- M200 – Caseload increase to 2021 (BA 3279)

- This request funds an increase in projected caseload for Desert Regional Center from 5,068 in fiscal year 2020 to 5,216 in fiscal year 2021 (2.92% increase)

- SFY22 Total Cost - \$15,005,429      State General Fund - \$7,282,456

- SFY23 Total Cost - \$15,005,429      State General Fund - \$7,189,187

- M201 – Caseload Increase (BA 3279)

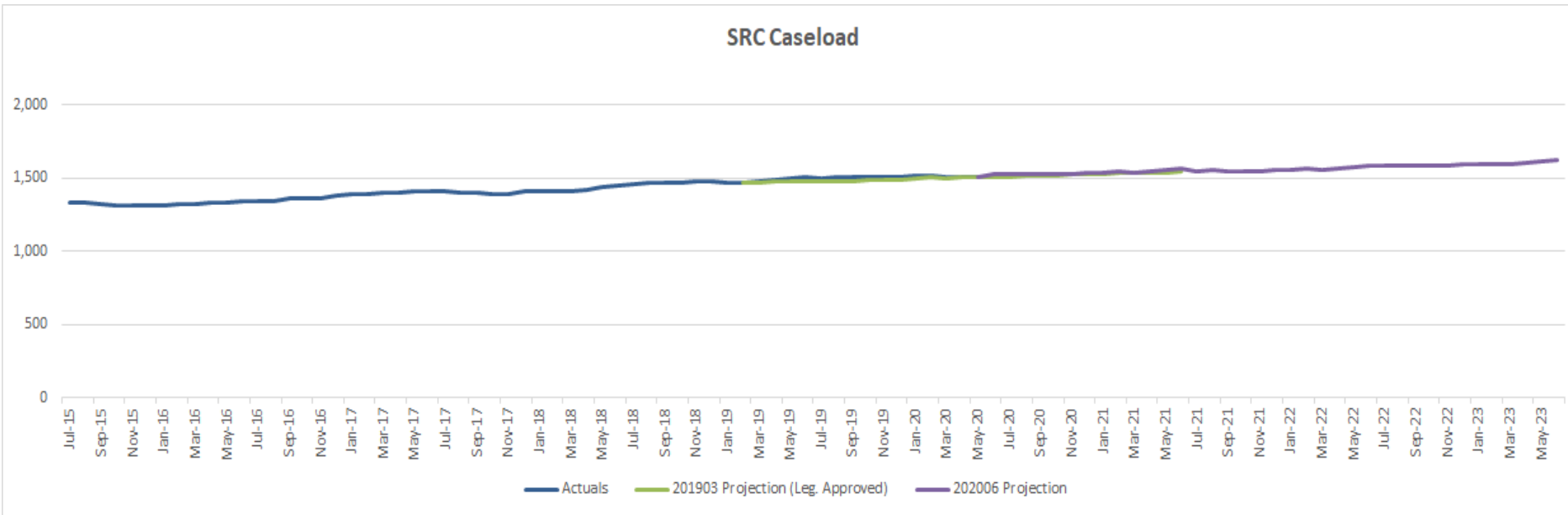
- This request funds an increase in projected Desert Regional Center Developmental Services caseload from 5,216 in fiscal year 2021 to 5,371 in fiscal year 2022 (2.97% increase) and 5,536 in fiscal year 2023 (6.13% increase)

- SFY22 Total Cost - \$1,901,999      State General Fund - \$1,349,926

- SFY23 Total Cost - \$6,422,947      State General Fund - \$3,627,235



# Caseload Sierra Regional Center (BA 3280)



# Caseload

- Sierra Regional Center

- M200 – Caseload increase to 2021 (BA 3280)

- This request funds an increase in projected caseload for Sierra Regional Center from 1,526 in fiscal year 2020 to 1,562 in fiscal year 2021 (2.4% increase)

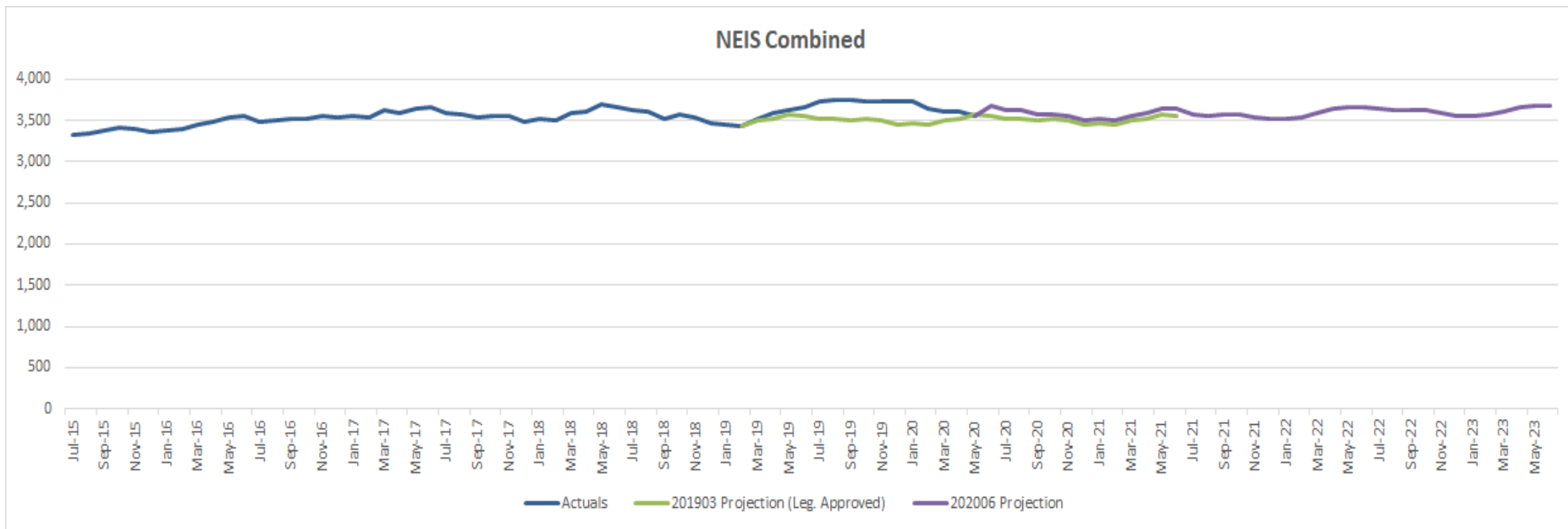

- SFY22 Total Cost - \$4,178,524                      State General Fund - \$1,971,869
- SFY23 Total Cost - \$4,178,524                      State General Fund - \$1,945,396

- M201 – Caseload Increase (BA 3280)

- This request funds an increase in projected Sierra Regional Center Developmental Services caseload from 1,562 in fiscal year 2021 to 1,585 in fiscal year 2022 (1.5% increase) and 1,621 in fiscal year 2023 (3.8% increase)

- SFY22 Total Cost - \$674,053                      State General Fund - \$329,857
- SFY23 Total Cost - \$1,857,165                      State General Fund - \$894,743

# Caseload Nevada Early Intervention Services (BA 3208)





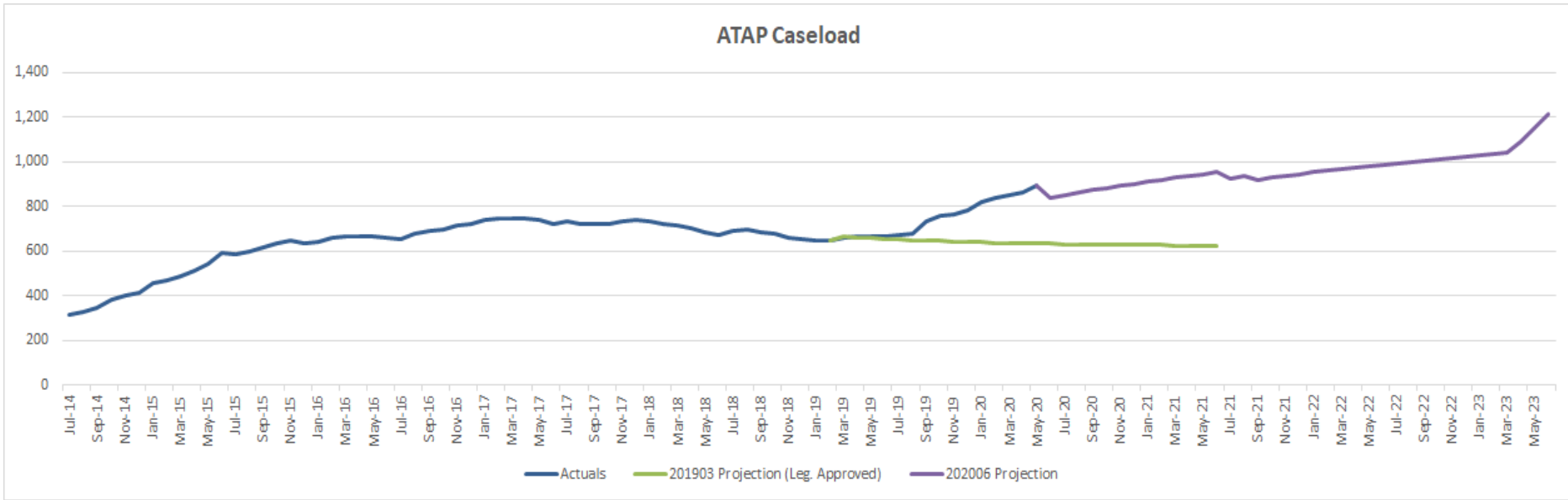
# Caseload

- Nevada Early Intervention Services
  - NEIS community provider caseload reduces from 1,908 in FY20 to 1,906 in FY21, FY22, and FY23; NEIS internal caseload increases each year
- M200 – Caseload adjustments to 2021 (BA 3208)
  - This request funds a change in projected caseload Early Intervention Services from 1,781 in fiscal year 2020 to 1,876 in fiscal year 2021 (0.81% increase)
    - SFY22 Total Cost - **\$(-36,365)** State General Fund - **\$(-41,318)**
    - SFY23 Total Cost - **\$(-36,365)** State General Fund - **\$(-41,318)**

# Caseload Cont.

- Nevada Early Intervention Services (cont.)
  - M201 – Caseload Increase (BA 3208)
    - This request funds an increase in projected Early Intervention Services caseload from 1,876 in fiscal year 2021 to 2,014 in fiscal year 2022 (8.57% increase); and 2,039 in fiscal year 2023 (5.41% increase).
      - SFY22 Total Cost - \$496,929      State General Fund - \$444,058
      - SFY23 Total Cost - \$858,989      State General Fund - \$769,912
  - M202 – Caseload staffing increase to 2022-2023 (BA 3208)
    - This request increases caseload staffing in early intervention services: 11 Developmental Specialist 3 positions, 12 Developmental Specialist 4 positions, and 2 Administrative Assistant positions
      - SFY22 Total Cost - \$253,445      State General Fund - \$221,412
      - SFY23 Total Cost - \$518,256      State General Fund - \$417,645

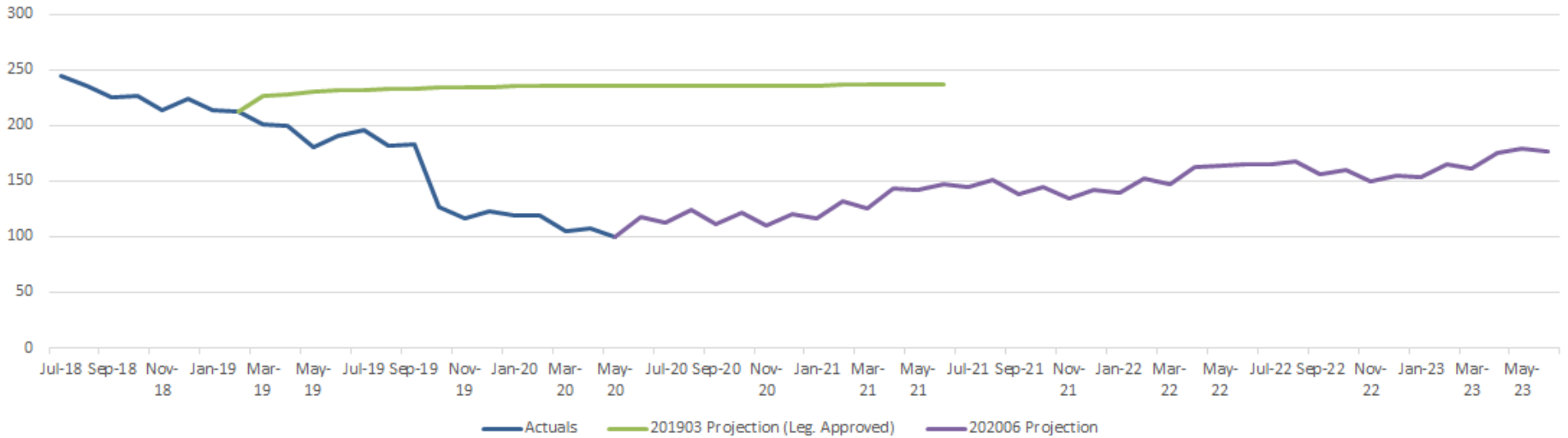
# Caseload Autism Treatment Assistance Program (BA 3209)



# Caseload Autism Treatment Assistance Program (BA 3209)



ATAP Pending Eligibility



# Caseload

- Autism Treatment Assistance Program
  - M200 – Caseload increase to 2021 (BA 3209)
    - This request funds an increase in projected Autism caseload from 842 in fiscal year 2020 to 953 in fiscal year 2021 (13% increase)
      - SFY22 Total Cost - \$419,821    State General Fund - \$419,821
      - SFY23 Total Cost - \$419,821    State General Fund - \$419,821
  - M201 – Caseload increase to 2022-2023 (BA 3209)
    - This request funds an increase in Autism program caseload from 953 in fiscal year 2021 to 988 in fiscal year 2022 (4% increase) and 1,216 in fiscal year 2023 (27% increase).
      - SFY22 Total Cost - \$173,399    State General Fund - \$173,399
      - SFY23 Total Cost - \$543,942    State General Fund - \$543,942

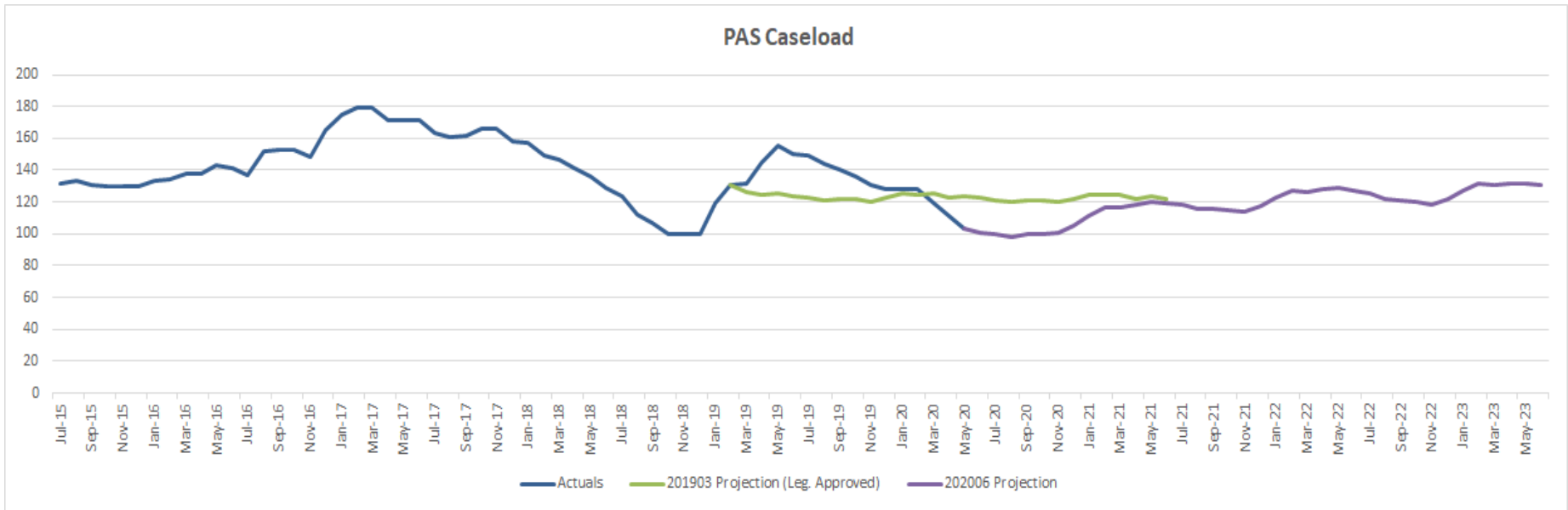
# Caseload Cont.

- Autism Treatment Assistance Program (cont.)
  - M202 – Caseload staffing changes in 2022 (BA 3209)
    - This request eliminates two Developmental Specialist 3 positions and adds two Administrative Assistant positions
      - SFY22 Total Cost - **\$(-58,768)** State General Fund - **\$(-44,664)**
      - SFY23 Total Cost - **\$(-31,252)** State General Fund - **\$(-23,751)**
  - M203 – Eliminate Caseload Waitlist 2022-2023 (BA 3209)
    - This request funds an increase in Autism program caseload to eliminate the waitlist. The waitlist projection is 177 clients in the 2021-2023 biennium.
      - SFY22 Total Cost - \$552,421 State General Fund - \$552,421
      - SFY23 Total Cost - \$608,089 State General Fund - \$608,089

# Caseload Cont.

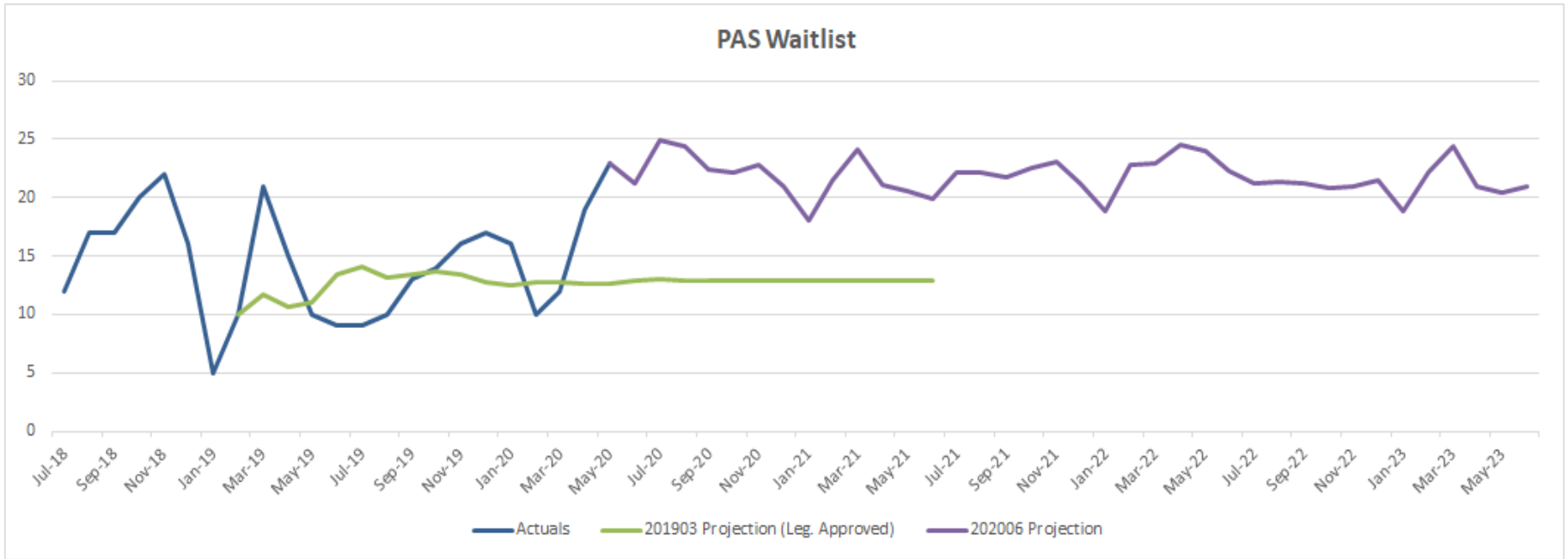

- Autism Treatment Assistance Program (cont.)
- M204 – Caseload staffing changes to address the Autism Waitlist (BA 3209)
  - This request adds four Developmental Specialist 3 positions to address the waitlist services
    - SFY22 Total Cost - \$301,017      State General Fund - \$235,737
    - SFY23 Total Cost - \$385,029      State General Fund - \$295,445

# Caseload Personal Assistance Services (BA 3266)

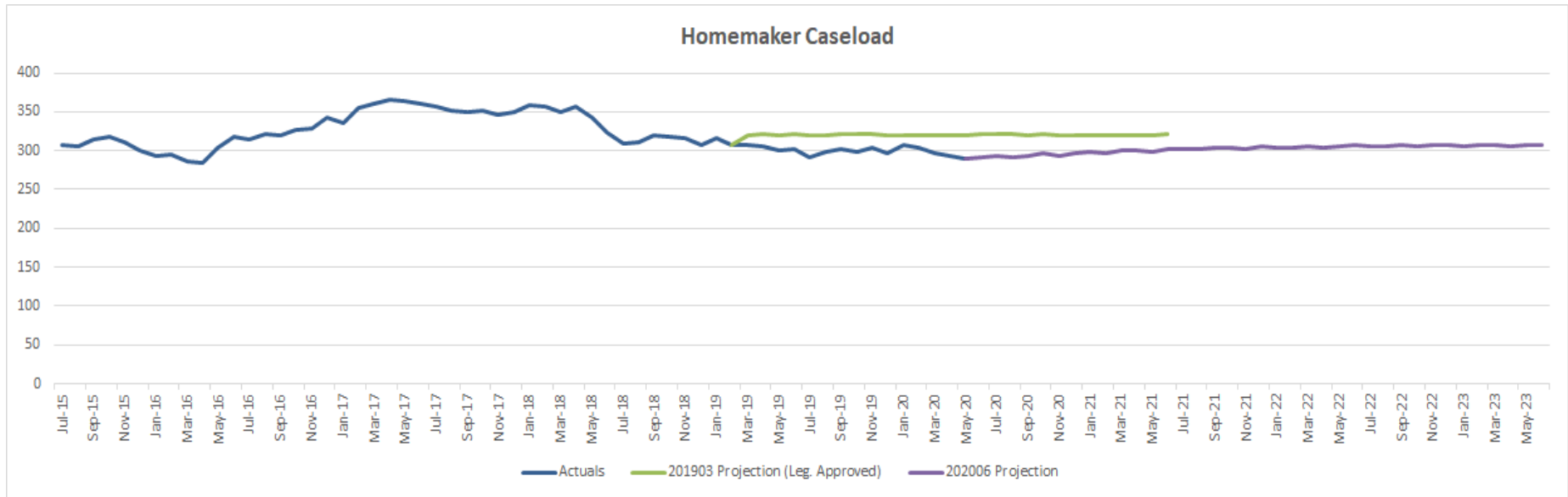




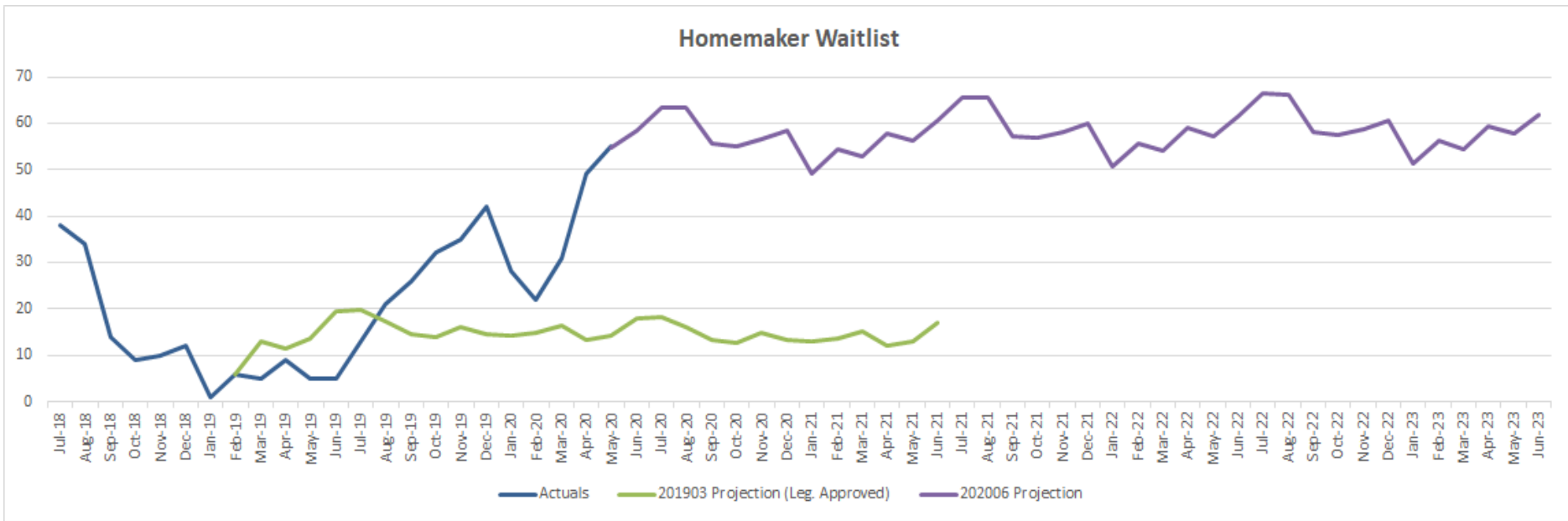

# Caseload Personal Assistance Services Waitlist (BA 3266)



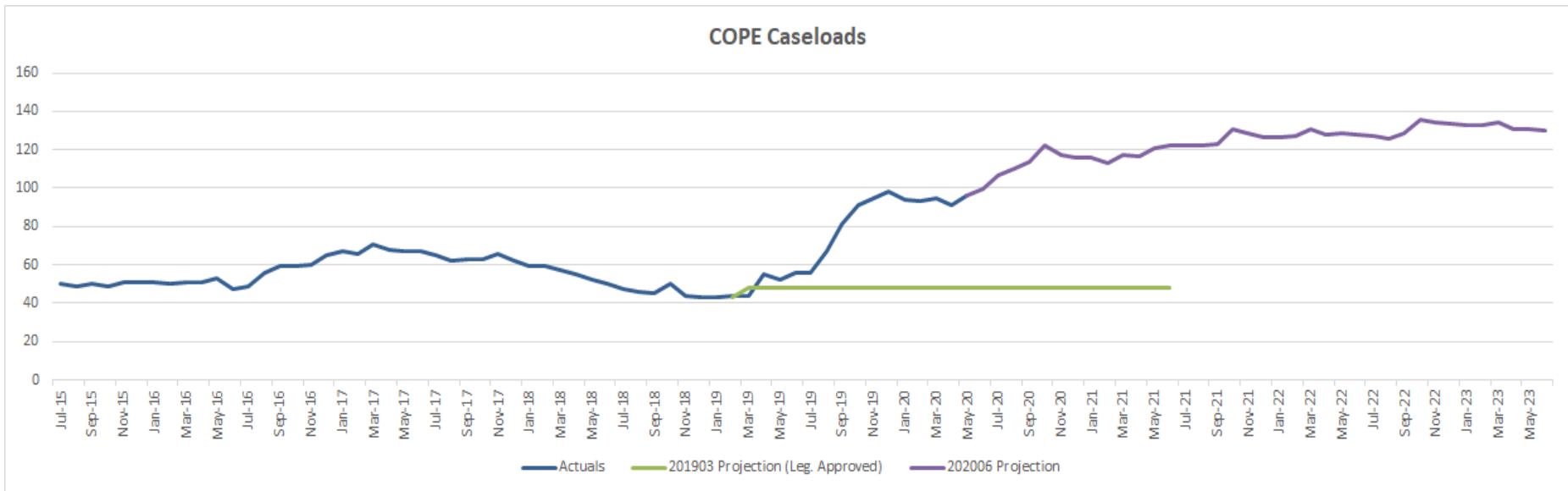

# Caseload Homemaker Services (BA 3266)



# Caseload Homemaker Services Waitlist (BA 3266)

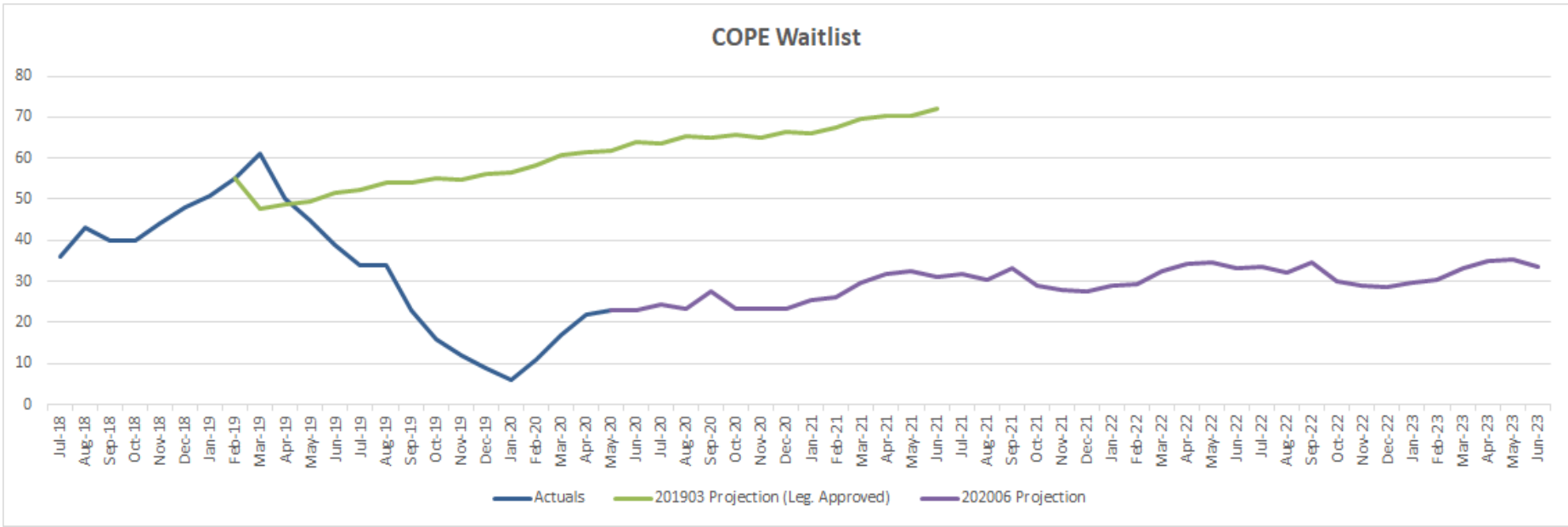


# Caseload Community Service Options Program for the Elderly (BA 3266)





# Caseload Community Service Options Program for the Elderly Waitlist (BA 3266)



# Caseload

- Home and Community Based Services

- M200 – Caseload adjustments to 2021 (BA 3266)

- Personal Assistance Services (PAS) – decrease from an average 126 member months in fiscal year 2020 to 109 member months in fiscal year 2021 (14.0% decrease)
    - Homemaker - decrease from an average 298 member months in fiscal year 2020 to 297 member months in fiscal year 2021 (0.3% decrease)
    - Community Service Options Program for the Elderly (COPE) – increase from an average 88 member months in fiscal year 2020 to 116 member months in fiscal year 2021 (31.8% increase)
      - SFY22 Total Cost - **\$(-98,651)**                      State General Fund - **\$(-98,651)**
      - SFY23 Total Cost - **\$(-98,651)**                      State General Fund - **\$(-98,651)**

- M202 – Caseload increase to 2022-2023 (BA 3266)

- This request funds an increase in projected Personal Assistance Services (PAS) caseload from 109 in fiscal year 2021 to 121 in fiscal year 2022 (11.64%) and 126 in fiscal year 2023 (3.82% increase)
      - SFY22 Total Cost - \$188,293                      State General Fund - \$188,293
      - SFY23 Total Cost - \$257,264                      State General Fund - \$257,264



# Caseload Cont.

- Home and Community Based Services – Cont.

- M203 – Caseload Waitlist (BA 3266)

- This request funds an adjustment in the Personal Assistance Services (PAS) program projected waitlist from 20 in fiscal year 2021 to 22 in fiscal year 2022 (2.08% increase) and 21 in fiscal year 2023 (4.9% decrease)

- SFY22 Total Cost - \$6,757                      State General Fund - \$6,757
- SFY23 Total Cost - **\$(-9,825)**                      State General Fund - **\$(-9,825)**

- M204 – Caseload Increase (BA 3266)

- This request funds an increase in the Homemaker program projected caseload from 297 in fiscal year 2021 to 304 in fiscal year 2022 (2.47% increase) and 307 in fiscal year 2023 (0.83% increase)

- SFY20 Total Cost - \$2,336                      State General Fund - \$2,336
- SFY21 Total Cost - \$3,140                      State General Fund - \$3,140



# Caseload Cont.

- Home and Community Based Services – Cont.

- M205 – Caseload Waitlist (BA 3266)

- This request funds an adjustment in the Homemaker program projected waitlist from 57 in fiscal year 2021 to 58 in fiscal year 2022 (2.54% increase) and 59 in fiscal year 2023 (1.04% increase)

- SFY22 Total Cost - \$463

State General Fund - \$463

- SFY23 Total Cost - \$655

State General Fund - \$655

- M206 – Caseload Increase (BA 3266)

- This request funds an increase in the Community Options Program for the Elderly (COPE) caseload from 116 in fiscal year 2021 to 127 in fiscal year 2022 (9.35% increase) and 131 in fiscal year 2023 (3.6 percent)

- SFY22 Total Cost - \$64,013

State General Fund - \$64,013

- SFY23 Total Cost - \$90,948

State General Fund - \$90,948





# Caseload Cont.

- Home and Community Based Services – Cont.

- M207 – Caseload Waitlist (BA 3266)


- This request funds an increase in the Community Options Program for the Elderly (COPE) program projected waitlist from 27 in fiscal year 2021 to 31 in fiscal year 2022 (16.09% increase) and 32 in fiscal year 2023 (3.26% increase)

- SFY22 Total Cost - \$25,417                      State General Fund - \$25,417
- SFY23 Total Cost - \$31,391                      State General Fund - \$31,391

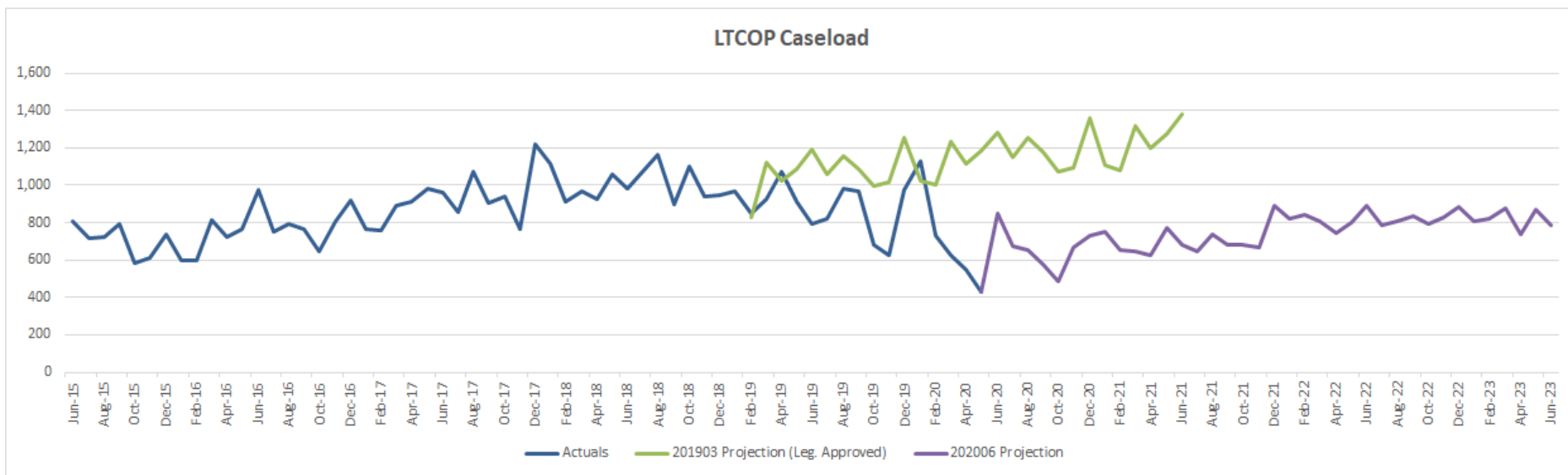
- M208 – Caseload Staffing Adjustments (BA 3266)

- This request funds an adjustment of combined Community-Based Care (CBC) caseload positions from 138 in fiscal year 2020 to 137 in fiscal year 2023.

- SFY22 Total Cost - **\$(-232,275)**                      State General Fund - **\$(-232,275)**
- SFY23 Total Cost - **\$(-163,539)**                      State General Fund - **\$(-165,539)**

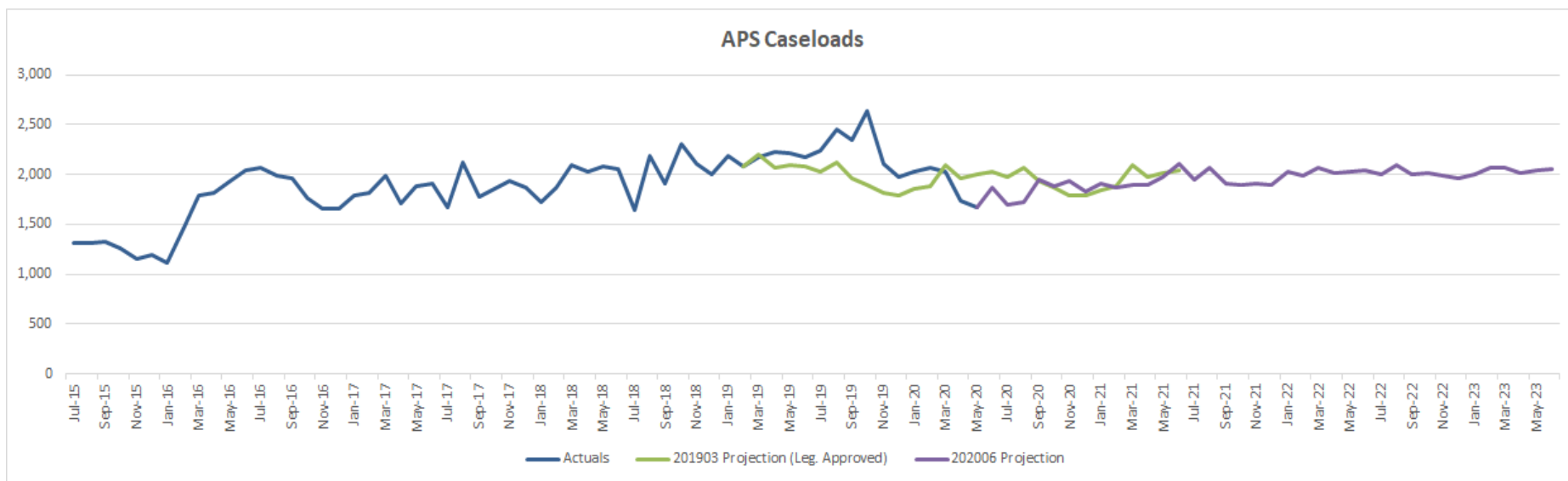


# Caseload Long-Term Care Ombudsman Program (BA 3266)





# Caseload Adult Protective Services (BA 3266)



# Caseload

- Home and Community Based Services – Cont.

- M209 – Caseload Staffing Adjustments (BA 3266)

- This request funds a decrease of combined Long-Term Care Ombudsman caseload positions from 24 in fiscal year 2020 to 17 in fiscal year 2023.

- SFY22 Total Cost - **\$(-622,584)**    State General Fund - **\$(-622,584)**


- SFY23 Total Cost - **\$(-627,058)**    State General Fund - **\$(-627,058)**

- M210 – Caseload Staffing Adjustments (BA 3266)

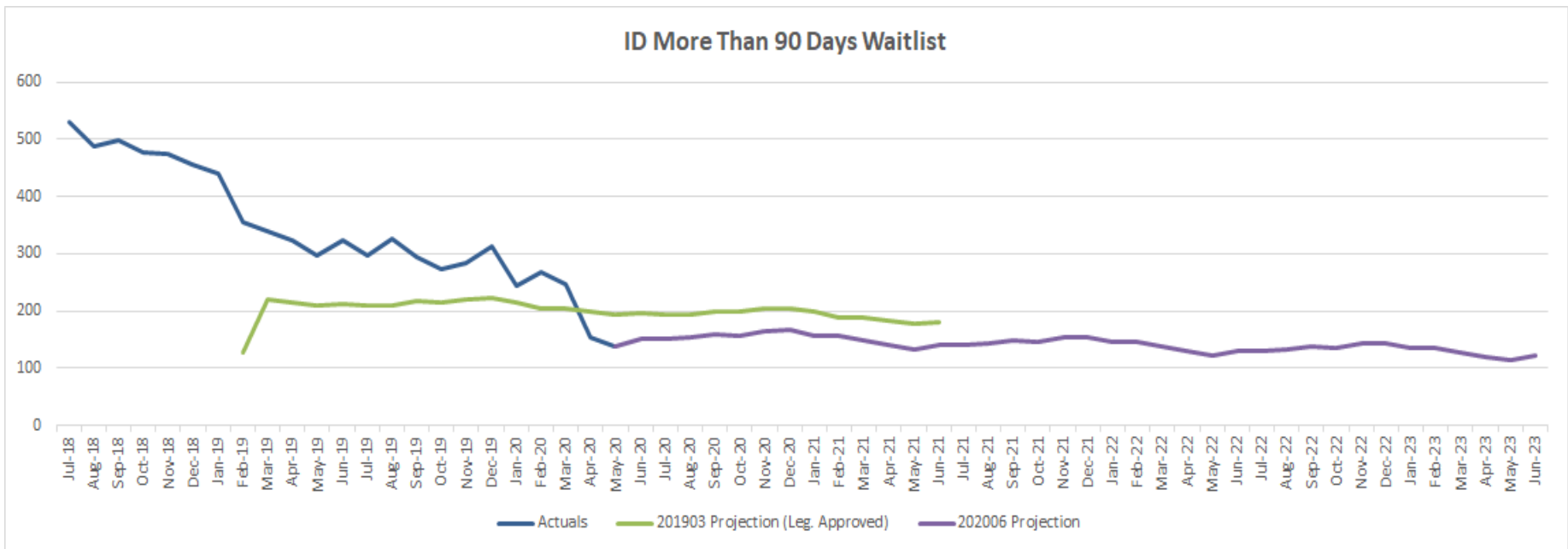
- This request funds an increase in Adult Protective Services (APS) caseload positions from 41 in fiscal year 2020 to 57 in fiscal year 2023.

- SFY22 Total Cost - \$1,314,721                      State General Fund - \$1,314,721

- SFY23 Total Cost - \$1,669,835                      State General Fund - \$1,669,835



# Caseload Intellectual Disabilities More than 90 Days Waitlist (BA 3279 & BA 3280)



# Mandates

- M510 – Intellectual and Developmental Disabilities Waiver Waitlist
  - Eliminate the ID Waiver Waitlist over 90 days
    - BA 3279
      - SFY22 Total Cost - \$2,693,349    State General Fund - \$1,297,616
      - SFY23 Total Cost - \$2,498,615    State General Fund - \$1,188,245
    - BA 3280
      - SFY22 Total Cost - \$1,535,138    State General Fund - \$713,927
      - SFY23 Total Cost - \$1,427,478    State General Fund - \$654,710

# Mandates

- M425 – Deferred Facilities Maintenance (BA 3279)
  - This request funds campus wide pavement maintenance needed at the Jones campus
    - SFY22 Total Cost - \$85,750                      State General Fund - \$85,750
    - SFY23 Total Cost - \$0                                State General Fund - \$0

# Enhancements

- E225 – Efficiency and Innovation (BA 3151)

- This request funds a Management Analyst position to oversee the billing unit.

- SFY22 Total Cost - \$85,679                      State General Fund - \$17,136
- SFY23 Total Cost - \$110,898                      State General Fund - \$22,180

- E227 – Efficiency and Innovation (BA 3151)

- This request funds two Management Analyst positions, three IT Professional positions, and three IT Technician positions to provide infrastructure support to the Division.

- SFY22 Total Cost - \$587,934                      State General Fund - \$117,587
- SFY23 Total Cost - \$781,751                      State General Fund - \$156,350





# Enhancements

- E490 – Expiring Grant/Program (BA 3156)

- This request eliminates the Senior Rx and Disability Rx program.

- SFY22 Total Cost – **\$(-507,003)** State General Fund - \$0

- SFY23 Total Cost – **\$(-1,140,897)** State General Fund - \$0

- Companion decision units in other budget accounts to reallocate shared rent expenses.

- E490 (BA 3151, 3206, 3208, 3209, 3266)

- SFY22 Total Cost – \$7,382 State General Fund - \$5,441

- SFY23 Total Cost – \$7,476 State General Fund - \$5,494



# Enhancements

- E125 – Economic Opportunity & Skilled Workforce (BA 3206)
  - This request funds in-state travel and operating supplies for the Executive Director of Commission for Deaf and Hard of Hearing or Speech Impaired
    - SFY22 Total Cost – \$4,230                      State General Fund - \$0
    - SFY23 Total Cost – \$4,230                      State General Fund - \$0
- E130 – Economic Opportunity & Skilled Workforce (BA 3206)
  - This request funds interpreter services and communication access real time translation services for the deaf and hard of hearing
    - SFY22 Total Cost – \$24,267                      State General Fund - \$0
    - SFY23 Total Cost – \$24,267                      State General Fund - \$0
- E275 – Elevating Education (BA 3206)
  - This request establishes a professional development mentoring program for sign language interpreters
    - SFY22 Total Cost – \$54,103                      State General Fund - \$0
    - SFY23 Total Cost – \$31,691                      State General Fund - \$0

# Enhancements

- E225 – Efficiency and Innovation (BA 3266)
  - This request funds a Social Services Program Specialist for the Planning, Advocacy, and Community Services Unit. The position is funded with a transfer from BA 3156.
    - SFY22 Total Cost - \$0                      State General Fund - \$0
    - SFY23 Total Cost - \$111,950              State General Fund - \$0
  
- E226 – Efficiency and Innovation (BA 3266)
  - This request funds a Management Analyst position in the Planning, Advocacy, and Community Services Unit.
    - SFY22 Total Cost - \$76,732              State General Fund - \$0
    - SFY23 Total Cost - \$97,818              State General Fund - \$0
  
- E805 – Classified Position Changes (BA 3266)
  - This request reclassifies 34 Social Worker positions and 8 Social Work Supervisors within the Adult Protective Services Unit
    - SFY22 Total Cost - \$157,918              State General Fund - \$157,918
    - SFY23 Total Cost - \$161,704              State General Fund - \$161,704



# Enhancements

- E380 – Safe and Livable Communities (BA 3279)
  - This request funds a rate increase for certain provider agencies that specialize in supporting individuals with higher levels of support needs.
    - SFY22 Total Cost - \$726,120                      State General Fund - \$726,120
    - SFY23 Total Cost - \$1,452,240                      State General Fund - \$1,452,240
- E805 – Classified Position Changes (BA 3279)
  - This request combines a part-time Clinical Social Worker position with a part-time Developmental Specialist position to make a full-time Developmental Specialist position
    - SFY22 Total Cost – **\$(-4,504)**                      State General Fund – **\$(-2,531)**
    - SFY23 Total Cost – **\$(-4,779)**                      State General Fund – **\$(-2,686)**

# Transfers

- E902 – Transfer from 3151 to 3204
  - Transfer an Administrative Assistant into the newly formed Consumer Health Protection Unit (formerly called the Office of Consumer Health Assistance)
- E901, E501 – Transfer from 3266 to 3204
  - Transfer Adult Protective Services and Long-Term Care units into the newly formed Consumer Health Protection Unit
- E910 – Transfer from 3266 to 3204
  - Transfers the Adult Protective Services caseload to the newly formed Consumer Health Protection Unit (formerly called the Office of Consumer Health Assistance)
- E905 – Transfer from 3266 to 3204
  - Transfers the reclassification of 34 Social Workers positions and 8 Social Work Supervisors to the newly formed Consumer Health Protection Unit (formerly called the Office of Consumer Health Assistance)
- E908 – Transfer from 3266 to 3204
  - Transfer a temporary contractor and associated costs into the newly formed Consumer Health Protection Unit
- E909 – Transfer from 3266 to 3204
  - Transfer Long-term Care Ombudsman caseload into the newly formed Consumer Health Protection Unit

# Transfers

- E900/E500 – Transfer from 3158 to 3279
  - Transfer three audit positions to complete financial auditing of Regional Center Services
  
- E909 – Transfer from 3280 to 3203
  - Transfer a Management Analyst to the data analytics team to standardize and centralize the data analytic staff
  
- E911 – Transfer from 3151 to 3203
  - Transfer a Management Analyst position to the data analytics team to standardize and centralize the data analytic staff



# Capital Improvement Projects (CIPs)

- Project 21125 – Chiller Replacement for the Administrative Building at Desert Regional Center Bldg. 1391. Current chiller is approximately 20 years old and utilizes refrigerant which is no longer manufactured. This project ranked #13 on the Department CIP list.
- Project 21126 – Security Fencing & Shade Structure at the Intermediate Care Facility at Desert Regional Center. This project would provide security fencing to enable freedom of movement for the residents on the campus. The project also provides for a shade structure to enable year-round use of the sports court on campus. This project ranked #20 on the Department CIP list.



# Questions?







# Contact Information

**Dena Schmidt**

Administrator

Dschmidt@adsd.nv.gov

775-400-0588

**Robin Hager**

ASO IV

Rehager@adsd.nv.gov

775-687-0511

<http://adsd.nv.gov/>





# Acronyms

- **ADSD** – Aging and Disability Services Division
- **APS** – Adult Protective Services
- **ATAP** – Autism Treatment Assistance Program
- **BA** – Budget Account
- **CAS** – Communication Access Services
- **CBC** – Community Based Care
- **COPE** – Community Options Program for the Elderly
- **CIP** – Capital Improvement Project
- **DS** – Developmental Services
- **DRC** – Desert Regional Center
- **FPP** – Family Preservation Program
- **FY** – Fiscal Year
- **HCBS** – Home and Community Based Services
- **ICF** – Intermediate Care Facility
- **IT** – Information Technology
- **ID** – Intellectual Disability
- **LTCOP** – Long Term Care Ombudsman Program
- **NEIS** – Nevada Early Intervention Services
- **OCHA** – Office of Consumer Health Advocacy
- **RRC** – Rural Regional Center
- **SRC** – Sierra Regional Center
- **PAC** – Planning, Advocacy and Community Services
- **PAS** – Personal Assistance Services

